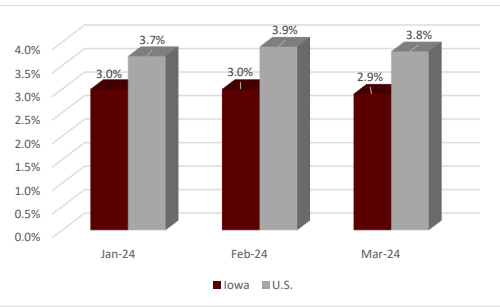


# Status of the Iowa Workforce and Economy

## Upcoming 2024 News Release Schedule

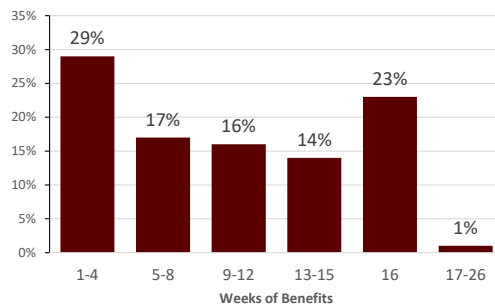
Reference Month	Statewide News Release	Local Area News Release
Jan	Mar 11	Mar 11
Feb	Mar 21	Mar 26
Mar	Apr 18	Apr 23
Apr	May 16	May 21
May	Jun 20	Jun 25
Jun	Jul 18	Jul 23
Jul	Aug 15	Aug 20
Aug	Sep 19	Sep 24
Sep	Oct 18	Oct 22
Oct	Nov 15	Nov 19
Nov	Dec 19	Dec 27
Dec	Jan 24	Jan 28

## Iowa and U.S. Unemployment Rates - 2024



- Iowa's unemployment rate dropped to 2.9 percent in March. The state's jobless rate was 2.8 percent one year ago.
- The state's total employment level decreased to 1,648,200 in March from 1,650,700 in February.
- The U.S. unemployment rate fell to 3.8 percent in March.

## Percentage of Unemployment Insurance (UI) Paid



Claim Effective July 2022 through June 2023

- The maximum duration of regular Unemployment Insurance (UI) benefits is 16 weeks (26 weeks for business establishment closings). About one fourth of UI recipients drew 16 weeks or more.
- Persons who drew four or fewer weeks accounted for 29 percent of benefit recipients. This group included those on short-term layoffs and persons who were able to find new jobs quickly.

- Total nonfarm employment rose by 4,400 jobs in March following a sizable gain of 11,900 last month. The increase leaves total nonfarm employment up 25,700 jobs relative to last year.
- Professional and business services gained 2,200 jobs. Administrative support and waste management fueled most of the jobs added (+1,400).
- Trade, transportation, and utilities added 1,800 jobs. Wholesale trade gained 1,200 jobs and transportation 1,000 jobs.
- Construction advanced by 900. This sector has added jobs in five consecutive months and added 6,100 jobs over that span.
- Arts, entertainment, and recreation increased by 800. This gain helped offset a loss of 300 jobs in accommodations and foods services.
- Monthly losses were small in magnitude and led by health care and social assistance (-600) and other services (-500).
- Over the past twelve months, 25,700 jobs have been added to payrolls. Education and health care has added the most jobs (+6,400); retail trade has shed the most jobs (-3,200).
- Nationally, total nonfarm grew by 303,000 jobs. Health care added 72,000 and government gained 71,000.

## Iowa Nonfarm Employment Seasonally Adjusted

Year	Month	Iowa Statewide Employment	Construction Employment
2023	Aug	1,589,300	82,700
	Sep	1,592,000	83,200
	Oct	1,594,100	82,000
	Nov	1,595,300	83,400
	Dec	1,598,800	84,600
2024	Jan	1,596,200	85,500
	Feb	1,608,100	87,200
	Mar	1,612,500	88,100

## Iowa Workforce Development

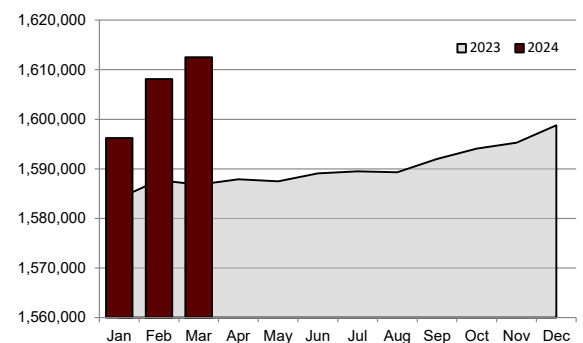
Information Prepared by the Labor Market Information Division

1000 East Grand Avenue  
Des Moines, Iowa 50319-0209

Phone: 515-242-5862  
Fax: 515-281-8203

Donna Burkett, Bureau Chief  
Iowa Workforce Development

## Total Nonfarm Employment January 2023—March 2024



Source: Labor Market Information (LMI) Division, Iowa Workforce Development and the Bureau of Labor Statistics (BLS) unless otherwise noted. (Reference: March 2024)